PROJECT 10073 RECORD

1. DATE - TIME GROUP 31 January 66 31/2200Z	2. LOCATION 50.8N 31.1W (Atlantic)
3. SOURCE Military	10. CONCLUSION Other (CONTRAILS) ✓
4. NUMBER OF OBJECTS One	
5. LENGTH OF OBSERVATION N/A	11. BRIEF SUMMARY AND ANALYSIS Observed a bright white flying object trail covering 15 deg of arc. Appeared on horizon at 290 deg and disappeared over horizon at 140 deg.
6. TYPE OF OBSERVATION Ground-Visual	
7. COURSE 258 22KT	
8. PHOTOS ☐ Yes ☒ No	
9. PHYSICAL EVIDENCE ☐ Yes ☒ No	

FORM
FTD SEP 63 0-329 (TDE) Previous editions of this form may be used.

PHOTO ANALYSIS REPORT NR 66-23

PAGE 1 OF 1 PAGES

DATE OF REPORT 9 June 1966

SUBJECT UNIDENTIFIED FLYING OBJECT

LOCATION SEATTLE, WASHINGTON DATE January 1966

PHOTOGRAPHY

AF _____ IR _____ QUALITY Good

P NRS 1 print, 1 negative

1. PURPOSE: This report is in response to Work Order Number 66-56 from Major H. Quintanilla, TDEW/UFO, who asked for an analysis of a negative and print depicting an Unidentified Flying Object.

2. ANALYSIS: This analysis was completed jointly by the Photo Analysis and Photo Processing Divisions. The image on the negative is probably not from an object on the water or between the water and the camera. In fact, the image does not appear to be that of any defined object. The image could have been caused by refracted light from a small water droplet on the lens, water condensation on the film, or an internal camera reflection. A water droplet on the lens appears to be the most reasonable explanation of the image.

PHOTO ANALYSIS BY:

Gerald A. Scheiman

GERALD A. SCHEIMAN
Intelligence Research Specialist

APPROVED BY:

Frank E. McPeak

for RICHARD L. CHANCE
Captain, USAF
Chief, Photo Analysis Division

WILBER PRICE, JR.
Director,
Photo Exploitation Directorate

PHOTO ANALYSIS REPORT NR 66-23

DATE OF REPORT 9 June 1966

SUBJECT UNIDENTIFIED FLYING OBJECT

LOCATION SEATTLE, WASHINGTON DATE January 1966

PHOTOGRAPHY

AF _____ IR _____ QUALITY Good

P NRS 1 print, 1 negative

1. PURPOSE: This report is in response to Work Order Number 66-56 from Major H. Quintanilla, TDEW/UFO, who asked for an analysis of a negative and print depicting an Unidentified Flying Object.

2. ANALYSIS: This analysis was completed jointly by the Photo Analysis and Photo Processing Divisions. The image on the negative is probably not from an object on the water or between the water and the camera. In fact, the image does not appear to be that of any defined object. The image could have been caused by refracted light from a small water droplet on the lens, water condensation on the film, or an internal camera reflection. A water droplet on the lens appears to be the most reasonable explanation of the image.

PHOTO ANALYSIS BY:

Gerald A. Scheiman
GERALD A. SCHEIMAN
Intelligence Research Specialist

APPROVED BY:

Frank E. McPeak
for RICHARD L. CHANCE
Captain, USAF
Chief, Photo Analysis Division

WILBER PRICE, JR.
Director,
Photo Exploitation Directorate



4

P10

Underwater UFO [redacted]

January 1966

by Vast a believer in Flying Saucers

B07

by [redacted]

Seattle Washington 98166

Pic case info only

B-4



this case includes

two (2) 8x10 B & W Photos

ENGINEERING SUPPORT WORK REQUEST

☐ ENGINEERING ANALYSIS ☐ PHOTO ANALYSIS ☐ MACHINE COMPUTATION

PPT NUMBER:

DESCRIPTION OF WORK:

REFERENCE MATERIAL:

REQUESTED BY _____ SYMBOL _____ PHONE _____

I CERTIFY THAT THIS WORK IS AUTHORIZED BY ME AND THAT IT HAS THE FOLLOWING PRIORITY AND DEADLINE WITHIN MY DIVISION.

PRIORITY	DEADLINE DATE	SIGNATURE OF APPROVING DIVISION CHIEF	DATE

ENGINEERING SUPPORT MONITOR _____ ASSISTANT _____

FINAL WORK TO BE IN FORM OF :

☐ ENGINEERING NOTE ☐ COMPUTATION ☐ PI REPORT ☐ DRAWING ☐ PROGRAM

WORK REQUEST APPROVED BY: _____ DEADLINE DATE _____

PRIORITY NUMBER ☐ ONE ☐ TWO ☐ THREE

WORK ORDER NUMBER

FTD FORM SEP 64 462 Previous editions may be used.

PHOTO ANALYSIS REPORT NR 66-23

DATE OF REPORT 9 June 1966

SUBJECT UNIDENTIFIED FLYING OBJECT

LOCATION SEATTLE, WASHINGTON DATE January 1966

PHOTOGRAPHY

AF IR QUALITY Good

P NOS 1 print, 1 negative

1. PURPOSE: This report is in response to Work Order Number 66-56 from Major H. Quintanilla, TDEW/UFO, who asked for an analysis of a negative and print depicting an Unidentified Flying Object.

2. ANALYSIS: This analysis was completed jointly by the Photo Analysis and Photo Processing Divisions. The image on the negative is probably not from an object on the water or between the water and the camera. In fact, the image does not appear to be that of any defined object. The image could have been caused by refracted light from a small water droplet on the lens, water condensation on the film, or an internal camera reflection. A water droplet on the lens appears to be the most reasonable explanation of the image.

PHOTO ANALYSIS BY:

Gerald A. Scheiman

GERALD A. SCHEIMAN
Intelligence Research Specialist

APPROVED BY:

Frank E. McFeak

for RICHARD L. CHANCE
Captain, USAF
Chief, Photo Analysis Division

WILBER PRICE, JR.
Director,
Photo Exploitation Directorate

FTD FORM APR 62 132

PHOTO ANALYSIS REPORT

NR 66-23

DATE OF REPORT 9 June 1966

SUBJECT UNIDENTIFIED FLYING OBJECT

LOCATION SEATTLE, WASHINGTON DATE January 1966

PHOTOGRAPHY

AF _____ IR _____ QUALITY Good

P NRS 1 print, 1 negative

1. PURPOSE: This report is in response to Work Order Number 66-56 from Major H. Quintanilla, TDEW/UFO, who asked for an analysis of a negative and print depicting an Unidentified Flying Object.

2. ANALYSIS: This analysis was completed jointly by the Photo Analysis and Photo Processing Divisions. The image on the negative is probably not from an object on the water or between the water and the camera. In fact, the image does not appear to be that of any defined object. The image could have been caused by refracted light from a small water droplet on the lens, water condensation on the film, or an internal camera reflection. A water droplet on the lens appears to be the most reasonable explanation of the image.

PHOTO ANALYSIS BY:

Gerald A. Scheiman

GERALD A. SCHEIMAN
Intelligence Research Specialist

APPROVED BY:

Frank E. McPeak
for RICHARD L. CHANCE
Captain, USAF
Chief, Photo Analysis Division

WILBER PRICE, JR.
Director,
Photo Exploitation Directorate

Jan, Feb, March
1966

Info Only

Nothing indicates that the sightings were
Mass of stars, + aircraft.

March 31, 1966

[redacted]

Byles Bagas

(Project Blue Book Org. Ops.
USAFOS,
Washington, D.C. 20330

Sir —

In "haunting" one or two of the
UFOs, I would like to render a
few of my sightings, as requested.
Nov. 1, Nov. 1 to 20, 1965, a A (bright one
south of Rigel) did every thing listed,
and more. A was the public library
here. I could not find any thing that
would tell of a water sprout, or a
gyroscope. * (Some times they work
in a pair, at other times
create. Its drawings will
be rough but will give you some idea,
other than my words. — I have observed
it every clear p.m. and it is still there.
On June 7, 1966, my notes are "Not there
Clear night and sighting to be up to that
time. Nov. 11, 1966 — It would be want to my
knowledge Nov 1, and not looked for any
more, 11:15 p.m.

UNCLASSIFIED

DEPARTMENT OF THE AIR FORCE
STAFF MESSAGE BRANCH
INCOMING MESSAGE

AF IN: 68863 (1 Feb 66) E/fhe

ACTION: NIN-7

INFO : XOP-1, XOPX-2, SAF-OS-3, DIA-1 (15)

SMB A010Z CZ CHQA309Z CV JX820

CO RUEAHQ

DE RUTHBS 732 0312313

ZNR UUUUU

O 312245Z JAN 66

FM NAF LAJES

TO RUEAHQ/CSAF USAF

RUWGALB/CINCNORAD

RUCKDT/COMASWFORLANT

RUEGUH/COMEASTSEAFRON

RCCPNH/CANAIRDEF

RCEOC/CANMARCOM

BT

FOLLOWING INTERCEPTED OVER 454 KCS AT 31/2313Z

AMERICAN COMMANDER WJNB MERINT 312210Z 50.8N 31.7W COURSE

258 22KT OBSERVED BRIGHT WHITE FLYING OBJECT TRAIL COVERING 15

DEGREES OF ARC APPEARED ON HORIZON AT 290 DEGS DISAPPEARED OVER

HORIZON AT 140 DEGS VISIBILITY EXCELLENT WIND NW/5 BT MASTER

BT

NNNN

NOTE: ADVANCE COPY DELIVERED TO XOPX.

AFHQ FORM JAN 65 0-309C

UNCLASSIFIED

Jan. 13, 1966, 12:00 P.M. Mid-night. The A
es smoking at the top of Can 2.
1966; The A. opened at the bottom
like one dot moves, appears full, and
the other two close (blue).



No 2 Jan. 26 1966, WED. 10:30 a.m. A jet
made several cries trips over the area,
two loops from the N.E (1ST 2ND). On the
2nd loop there was a cloud, with a disk
on it likened to a day-time full moon,
traveling with the jets stream but much
faster. The object hit the sun.



The sun flared, and turned red
right then. A halo formed
around the sun and lasted 20 minutes,
and faded until 3:00 p.m, out of visibility.
No. 3. Feb. 5, 1966, Noon, floating
under the white clouds, through the
black clouds, 2:00 p.m the moon at
just quick pace, a disk struck
it from the north & sided, and the
projection snapped and twisted on

shape and with almost complete clarity

Feb 9, 1966, Wed 10.26 p.m.

The moon in last quarter is smoking.

4 puffs at the time, and several times.

Feb 10, 1966, Thur. The clouds are in
four white clouds add over the skies,
just like the ones from the moon last
p.m. (This is why I say gas from the D)
No. 3, Feb. 17, 1966 11: p.m, a * object,
glided down from the direction of
Rigel, and went to each of the 3
* in the butterfly clusters South of Rigel
The body part of this butterfly design
points south to No. 1 *.

(It was at this time, I began to
look for, other things other than the
regular megpenges)

No. 4, March 4, 1966, 7:30 p.m. (1 *
object flying high (ace over the skies)
10. p.m * object going west to south,
Light, and * materialized and out Direct,
Nov 8, 1966 7:40 p.m. * object shot
toward the S.W. — Phenomenal speed

time, fast). Had a object traveling over it from the lower right to the upper left, at an other time there was a feather trying to reach the top of the screen. Lastly, moving back and forth, & reaching over the top (hard to discern).

Mar 12, 1966, 7:05 p.m. A object going N.W. no red, or other colored. Mar 17, 1966, 8 p.m. White & like object, light, going south, no red light detected. 8:10 airplane went N.E, red light flashing.

Mar 23, 1966, 9:30 p.m. An object, bright as a ✱ went west, and vanished toward the north. A ✱ fell right behind it.

Mar 24, 1966, 1:30 p.m. A jet going S.E. from the N.W. it's steam is staying. the trail must be calm. 2:10 p.m. A white object going N.W. from S.E. like a jet steam. Red flashing light. 5:45 p.m. 67 "double finder" going S.E. from N.W. Resembles a shining world, and it looks like, Lon. Del Stone

(Saw Plane Moved at this time)
Mar. 26, 1966, Sat. 8 to 9 P.M. Showed
the completed pallmation, with explanation
like Teacher, and to Audrey Ford, Penny
Simmer at the top)

Mar. 28, 1966, 8:30 p.m. Object Came
from N. ¾ N. It struck the
SE brightest star north of Regel
The striking seemed "softly."
There were no sparks, no smoke. The
object curved left to right, kept the
same speed and went on. The movement
didn't seem more or less certain.

(Rewind in my room to write this
down. Some 3 or 4 mins. Then back to
the yard) 8:40 p.m. One other star like object
was going north, across the western sky.
(Am of the opinion that, this was 2
different objects, tho' the speed was the
same.

AND.

Four, as still lightning.

Now, this is my personal standard. Every
place should be the best. There
These boy Scouts - counting the many
schools of course not within the area

what they're doing.

Just like, cars and planes are
a menace of sockets, get-away typhoon
deep footed- and stupid people. It
seems we've got something on hand
that our knowledge does not have a
method to control. Not only this, but
our youth - who will be facing these
maneuvers (now) are being raised
in the back seat of cars, they learn
to abuse the dog before they learn a
principal to live by. Sad, therefore the
impact that they have to face appeal-
ing to them — now.

Would it be possible, or feasible
to carry some of these youths under 2c.
and around that age, on, not just a
trip by air, but on an all maneuver.
—— There might be a time, when a
leap from a plane will be included
on a pistol permit. —— I guess,
I'm trying to say, we as, Parents and
Youths have to open that door
Nothing to learn, what have we to lose
Some words of appreciation
to Kathy Pennell. Thanking — Pat

no appearance of the Sun, Fire or long
deep
penumbra effect — over 100 cm of smoke
from site. Seemed it darkens the
elements on the rim of the E. Its
could push the wrong button and
shatter ears footing.

I have referred my information
to 1. Mt. Wilson Observatory
Mt. Wilson, Calif — Nov 12, 1965 No pub.
2. Manned Space Craft Center
Houston, Texas, Jan. 10, 1966
They letter was acknowledged, and'd.
3. American Academy of Sciences
2101 Constitution Ave. N.W.
Washington, D.C. 686 No pubs., Jan. 12,
and, these Refer. maybe be found among
the many others you see.

Thank you very much for your time!
Sincerely,

[redacted]

Enc: 2 No. Xerox proof of the one
Mt. Wilson photo reference.

Jas Close

1. Mt. Wilson Observatory
Pasadena, Calif.
Dear Sir, Miscl.
3-30-65, No pub.

Thurs 31, 1966 — Thursday

8:30 p.m.

Sir

first dialed my letter — and went to the yard — and an object came North going over my head and low, twinkling as bright as like light, and red light. & thot it was an airplane — but it never did go out of sight — or two light or light. Our clock scattering it was suspended. — Scattering flashing, etc

Now, Dec. 29, 1966 — my diary says (an object passed, red light unusual flicker more like some one tampering with a light switch. 7:30 p.m. almost over head. & went for my letters — and when I returned the object was gone.  Even red, the bottom black — plain enought to — I saw it distinct, there were no arms pieces on the red light part. — I believe we got some. Simple
learnt out gas lights sooner — and seem to for a long time, but we still get more finding them. — Time it took. The object to — right — looked similar to the Sky Hook, or

other #2, in many ways. The bottom
could [illegible] flash, and the top
could be [illegible] seen then. The top
was smoky [illegible] shining, as with the
the bottom, each had a lower and
lower, part & release tube, & the night
of Dec. 29th as the flame, and on
the last night was most the money be
out: gases more explosive, or
if maybe removing it's self in matter
own way.

Or it could be a "new type"
Brewster - Three things I do not
know - How only relating my
findings. - I reported the Dec. 29th
event to National Space Center, as I
was very moved by this light. Could
not help but be, as first accidental
over Utah & Rare Earth since.

Still and like the idea of plankton
letting fuel to something and burning
at once. May be added shows

[illegible] electromagnetic flashing
like clouds, — the elements of night.
In fact the elements are heavier than
air that [illegible]

The Defeats are 13 made in
figures — I couldn't keep count thereby
Therefore I was seeing more than I
was supposed to & almost step over
some no good old Post — the
Defeats of to-day just about a
parallel Right-Right — no doubt.
But this is not good for our
Spanngsters & the need to know not.

The No. 1 X. at normal turned to
a perfect clear circle of stars, not a
flatter.

But when stretched — it's a fight.

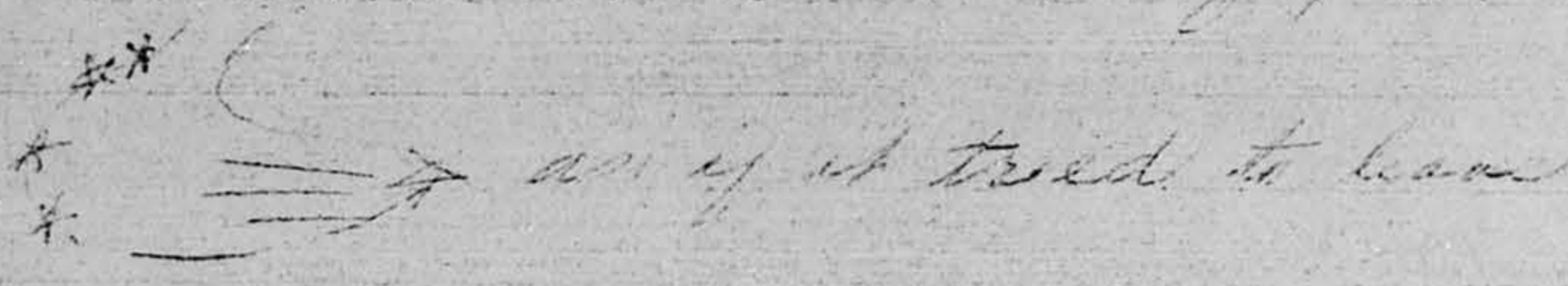



Why interesting & Time Telling —
It helps to know Constellations

recd.
4-1-66

Dallas Police See Mysterious Flying Object

DALLAS (UPI)— Dallas policemen A. D. Duncan and B. T. Galindo reported today they watched an unidentified flying object in the northeast sky for more than two hours before dawn.

The officers said the object was emitting a white light, glowed somewhat like a lamp with the light alternately getting bright and dim. They said the object moved horizontally at times, but most of the time moved vertically. They said it looked larger than a commercial airliner.

Police at suburban Richardson reported they received some calls about a similar object, but they reported that Collins Radio Co. had a helicopter in the air at the time testing a tracking antenna and attributed the calls to the source. The Collins helicopter, however, landed at 12:30 a.m.

A radio newsman, Glen Sims of KBOX, reported he saw a white object just before midnight with two red lights, one constant and one blinking. He said it emitted a whining noise. The helicopter was airborne at that time.

Clipped from
Sent to
Dallas
Report Color Book Proj. Office
Washington, D. C., 20330

Re

Am enclosing a clipping from our local paper, which is close to the UFO in my letter to you of PS. the date. Rec'd like

✓ Mar 31, 1966, p. 30, col 1

Mar. 31, 1966, Dallas, Texas Radio Right, Nighttime not given. (KBOX, Radio Station)

April 1, 1966, Fri. 2 Rep. before dawn, a.m. on the northeast, 2 policemen.

✓ With my covering - I asked a neighbor - by to call the police station here, & told them I should not be disturbed (about 4 to 5 from the Northeast) & heard [illegible] [illegible] about 2 hrs.)

Sincerely yours

31 JAN

NAVAL MESSAGE — NAVY DEPARTMENT

IMMEDIATE
O 010126Z
FM COMEASTSEAFRON

INFO CNO
CINCLANTFLT

AF IN: 69486 (1 Feb 66) G/mcd

AF DIST: NIN-7, XOP-1, XOPX-2, SAFOS-3 (14)

O 312245Z
FM NAF LAJES

TO CSAF USAF
CINCNORAD
COMASWFORLANT
COMEASTSEAFRON
FAIRDEF
CINCLANTFLT

UNCLAS

FOLLOWING INTERCEPTED OVER 454 KCS AT 31/2313Z
AMERICAN COMMANDER WJNB MERINT 312210Z 50.8N 31.1W COURSE
250 22KT OBSERVED BRIGHT WHITE FLYING OBJECT TRAIL COVERING 15
DEGREES OF ARC APPEARED ON HORIZON AT 290 DEGS DISAPPEARED OVER
HORIZON AT 140 DEGS VISIBILITY EXCELLENT WIND NW/5 BT MASTER

NOTE: Original transmission not identified in SMB files.

DISTRIBUTION
DSDF-DIA JCS NIC +

D42612

CRYPTO CLAS	PAGE	OF	PAGE	TIME OF RECEIPT	DATE TIME GROUP
CONFIDENTIAL	1		1	0136Z 01 FEB	312245Z JAN 66

[redacted]

October 1, 1966

[redacted]

Project Eden Book Dept.
Box 708
Washington, D. C. 20330

Sir

Am enclosing a clipping from our local paper, which has come to close to the U.F.O. I discussed on my letter to you of March 30, 1966.

P.S.

The dates run like this:

Mar. 31, 1966, 8:30 p.m. Eyes, gone out
Mar. 31, 1966, Sir, before midnight, direction not given. (RBC, Radio station
April 1, 1966, Sir, 2hrs. before dawn, N. W. on the northeast, 2 policemen.

Within hearing - Radio & newspaper. Light left the police station area, & sky then struck at roughly 45° (about 45° from the horizon, east) & moved rapidly from

[redacted]

1960 → NICAP

16 Jan 62
D.C. Post

DEPARTMENT OF THE AIR FORCE
HEADQUARTERS FOREIGN TECHNOLOGY DIVISION (AFSC)
WRIGHT-PATTERSON AIR FORCE BASE, OHIO 45433

REPLY TO
ATTN OF: TDPT/UFO

SUBJECT: UFO Observation

TO: [redacted]
Dayton, Ohio 45401

Reference your recent unidentified flying object sighting which you reported to the Air Force. The information which we have received is not sufficient for a scientific investigation. Request you complete the attached AF Form 117 and return it in the self-addressed envelope. Thank you for reporting your observation to the Air Force.

JAMES C. MANATT, Colonel, USAF
Director of Production

1 Atch
AF Form 117

DEPARTMENT OF THE AIR FORCE
HEADQUARTERS FOREIGN TECHNOLOGY DIVISION (AFSC)
WRIGHT-PATTERSON AIR FORCE BASE, OHIO 45433

REPLY TO ATTN OF: TDPT (UFO)

JAN 2 5 1983

SUBJECT: UFO Observation

TO: [redacted]
Dayton, Ohio 45401

Your name has been given to the Aerial Phenomena Office (Project Blue Book) as being a witness to an unidentified flying object. If you were a witness to an UFO sighting on (exact date unknown) would you please complete the attached AF Form 117 and return it in the envelope provided. If you were not a witness to this sighting, would you please make a statement to this effect on the attached form. The information which you provide will be used in evaluating this observation. Thank you for your assistance in this matter.

HECTOR QUINTANILLA, Jr, Major, USAF
Chief, Aerial Phenomena Office
Aerospace Technologies Division
Production Directorate

1 Atch
AF Form 117 w/envelope

Auto Contact

BOB Nr 21-R258

SIGHTING OF UNIDENTIFIED PHENOMENA QUESTIONNAIRE

THIS QUESTIONNAIRE HAS BEEN PREPARED SO THAT YOU CAN GIVE THE U.S. AIR FORCE AS MUCH INFORMATION AS POSSIBLE CONCERNING THE UNIDENTIFIED PHENOMENON THAT YOU HAVE OBSERVED. PLEASE TRY TO ANSWER ALL OF THE QUESTIONS. THE INFORMATION YOU GIVE WILL BE USED FOR RESEARCH PURPOSES. YOUR NAME WILL NOT BE USED IN CONNECTION WITH ANY OF YOUR STATEMENTS OR CONCLUSIONS WITHOUT YOUR PERMISSION. RETURN TO AIR FORCE BASE INVESTIGATOR FOR FORWARDING TO FTD (TDETR), WRIGHT-PATTERSON AFB, OHIO 45433, IAW 80-17. *(IF ADDITIONAL SHEETS ARE NEEDED FOR NARRATIVE OR SKETCHES ATTACH SECURELY TO THIS FORM OR ANNOTATE WITH YOUR NAME FOR IDENTIFICATION.)*

1. WHEN DID YOU SEE THE PHENOMENON? DAY 1 MONTH 1 YEAR 62

2. WHAT TIME DID YOU FIRST SIGHT THE PHENOMENON? HOUR 2200 MINUTES — ☒ A.M. ☐ P.M.

3. WHAT TIME DID YOU LAST SIGHT THE PHENOMENON? HOUR — MINUTES 2205 ☐ A.M. ☐ P.M.

4. TIME/ZONE ☒ DAYLIGHT SAVINGS ☐ STANDARD
☒ EASTERN ☐ CENTRAL ☐ MOUNTAIN ☐ PACIFIC ☐ OTHER

5. WHERE WERE YOU WHEN YOU SAW THE PHENOMENON? IF IN CITY, GIVE THE NEAREST STREET ADDRESS AND INDICATE ON A HAND DRAWN MAP WHERE YOU WERE STANDING WITH REFERENCE TO THE ADDRESS. IF IN THE COUNTRY, IDENTIFY THE HIGHWAY YOU WERE ON OR NEAR AND TRY TO FIX A DISTANCE AND DIRECTION FROM SOME RECOGNIZABLE LANDMARK.

In Dayton [redacted]

6. IMAGINE YOU ARE AT THE POINT SHOWN IN THE SKETCH. PLACE AN "A" ON THE CURVED LINE TO SHOW HOW HIGH THE PHENOMENON WAS ABOVE THE HORIZON, OR SKYLINE, WHEN FIRST SEEN. PLACE A "B" ON THE SAME CURVED LINE TO SHOW HOW HIGH ABOVE THE HORIZON THE PHENOMENON WAS WHEN LAST SEEN.

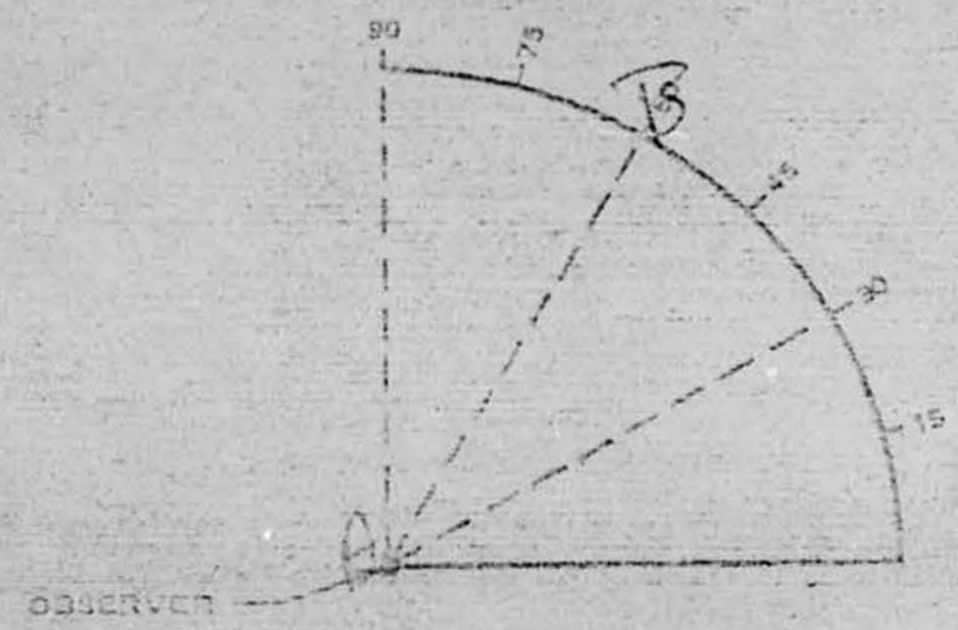

AF FORM 117 AUG 67

5 of 11

6A. NOW IMAGINE YOU ARE AT THE CENTER OF THE COMPASS ROSE. PLACE AN "A" ON THE COMPASS TO INDICATE THE DIRECTION TO THE PHENOMENON WHEN FIRST SEEN. PLACE A "B" ON THE COMPASS TO INDICATE THE DIRECTION TO THE PHENOMENON WHEN LAST SEEN.

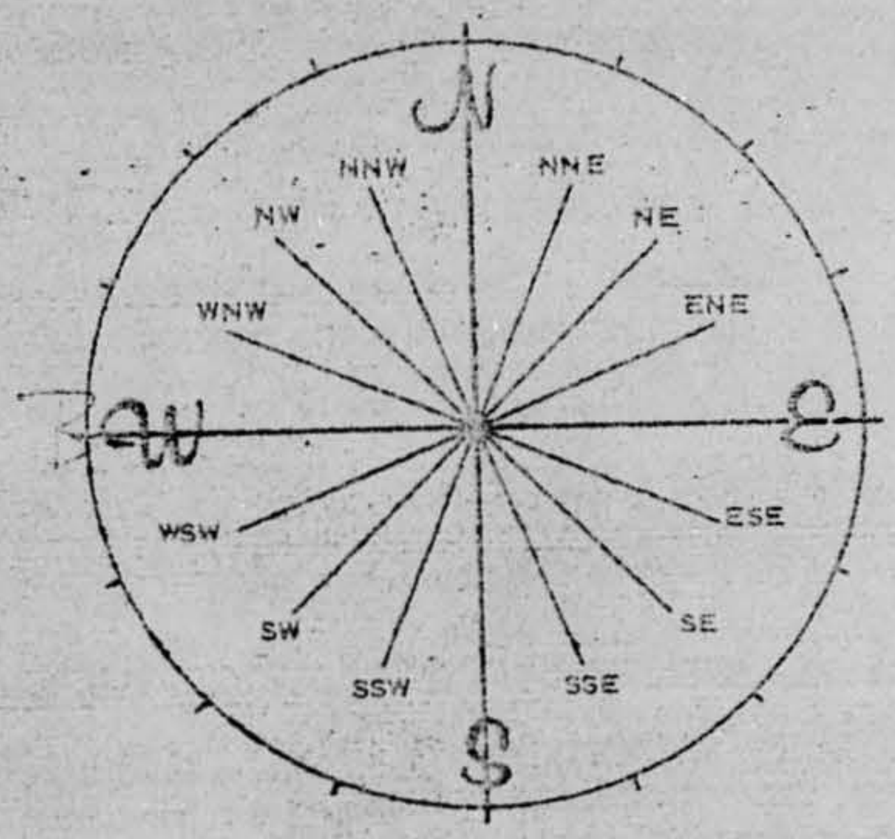

7. IN THE SKETCH BELOW, PLACE AN "A" AT THE POSITION OF THE PHENOMENON WHEN FIRST SEEN, AND A "B" AT THE POSITION OF THE PHENOMENON WHEN LAST SEEN. CONNECT THE "A" AND "B" WITH A LINE TO APPROXIMATE THE MOVEMENT OF THE PHENOMENON BETWEEN "A" AND "B". THAT IS, SCHEMATICALLY SHOW WHETHER THE MOVEMENT APPEARED TO BE STRAIGHT, CURVED OR ZIG-ZAG. REFER TO SMALLER SKETCH AS AN EXAMPLE OF HOW TO COMPLETE THE LARGER SKETCH.



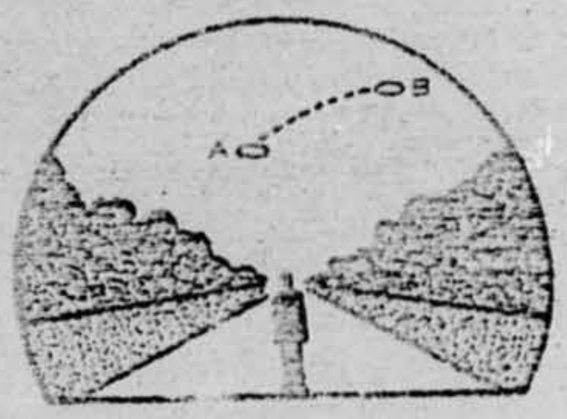

8. WHERE WERE YOU WHEN YOU SAW THE PHENOMENON? *(Check appropriate blocks.)*

X	OUTDOORS		IN BUSINESS SECTION OF CITY
	IN BUILDING		IN RESIDENTIAL SECTION OF CITY
	IN CAR ☐ AS DRIVER ☐ AS PASSENGER		IN OPEN COUNTRYSIDE
	IN BOAT		NEAR AIRFIELD
	IN AIRPLANE ☐ AS PILOT ☐ AS PASSENGER		FLYING OVER CITY
	OTHER		FLYING OVER OPEN COUNTRY
			OTHER Just Over

A. IF YOU WERE IN A VEHICLE, COMPLETE THE FOLLOWING:

WHAT DIRECTION WERE YOU MOVING?

	NORTH		EAST
	SOUTH		WEST
	NORTHEAST		SOUTHEAST
	NORTHWEST		SOUTHWEST

HOW FAST WERE YOU MOVING?

DID YOU STOP ANYTIME WHILE OBSERVING THE PHENOMENON? ☐ YES ☐ NO

EXPLAIN WHETHER SUCH MOVEMENT EFFECTS YOUR SKETCHES IN ITEMS 5 AND 6.

DESCRIBE TYPE OF VEHICLE YOU WERE IN AND TYPE OF ROAD, TERRAIN OR BODY OF WATER YOU TRAVERSED DURING THE SIGHTING. STATE WHETHER WINDOWS OR CONVERTIBLE TOP WERE UP OR DOWN.

HOW MUCH OTHER TRAFFIC WAS THERE?

DID YOU NOTICE ANY AIRPLANES? ☐ YES ☒ NO. IF "YES," DESCRIBE WHEN THEY WERE IN SIGHT RELATIVE TO THE TIME OF SIGHTING THE PHENOMENON AND WHERE THEY WERE IN THE SKY RELATIVE TO THE POSITION OF THE PHENOMENON.

9. HOW LONG WAS THE PHENOMENON IN SIGHT?

LENGTH OF TIME: a minute or two

	CERTAIN OF TIME		NOT VERY SURE
	FAIRLY CERTAIN	X	JUST A GUESS

HOW WAS TIME DETERMINED?

WAS THE PHENOMENON IN SIGHT CONTINUOUSLY? ☒ YES ☐ NO. IF "NO," INDICATE WHETHER THIS IS DUE TO YOUR MOVEMENT OR THE BEHAVIOR OF THE PHENOMENON, AND DESCRIBE SUCH MOVEMENT OR BEHAVIOR. INDICATE DISAPPEARANCES ON PREVIOUS SKETCHES.

10. IF THERE WERE MORE THAN ONE PHENOMENON, HOW MANY WERE THERE? DRAW A PICTURE TO SHOW HOW THEY WERE ARRANGED. DID THIS ARRANGEMENT CHANGE DURING THE SIGHTING?

Fig 1

11. CONDITIONS *(Check appropriate blocks.)*

A. SKY		B. WEATHER			
	DAY		CUMULUS CLOUDS *(Low fluffy)*		FOG OR MIST
	TWILIGHT		CIRRUS CLOUDS *(High fleecy or Herring-bone)*		HEAVY RAIN
✓	NIGHT				LIGHT RAIN OR DRIZZLE
✓	CLEAR		NIMBUS CLOUDS *(Rain)*		HAIL
	PARTLY CLOUDY		CUMULONIMBUS CLOUDS *(Thunderstorms)*		SNOW OR SLEET
	COMPLETELY OVERCAST				UNKNOWN
			HAZE OR SMOG	✓	NONE OF THE ABOVE

C. IF THE SIGHTING WAS AT TWILIGHT OR NIGHT, WHAT DID YOU NOTICE ABOUT THE STARS AND MOON?

(1) STARS		(2) MOON		
✓	NONE	✓	BRIGHT MOONLIGHT	NO MOONLIGHT
	A FEW		MOON WITH HALO	UNKNOWN
	MANY		MOON HIDDEN BY CLOUDS	
	UNKNOWN		PARTIAL *(New or quarter)*	

D. IF SIGHTING WAS IN DAYLIGHT, WAS THE SUN VISIBLE? ☐ YES ☐ NO. IF "YES," WHERE WAS THE SUN AS YOU FACED THE PHENOMENON? N/A

	IN FRONT OF YOU	TO YOUR RIGHT	OVERHEAD *(Near noon)*
	IN BACK OF YOU	TO YOUR LEFT	UNKNOWN

E. SPECIFY THE MAJOR SOURCE OF ILLUMINATION PRESENT DURING THE SIGHTING, SUCH AS THE SUN, HEADLIGHTS OR STREET LAMP, ETC. FOR TERRESTRIAL ILLUMINATION, SPECIFY DISTANCE TO LIGHT SOURCE.

Moon

12. GIVE A BRIEF DESCRIPTION OF THE PHENOMENON, INDICATING WHETHER IT APPEARED DARK OR LIGHT, WHETHER IT REFLECTED LIGHT OR WAS SELF-LUMINOUS AND WHAT COLORS YOU NOTICED. DESCRIBE YOUR IMPRESSION OF WHETHER IT WAS SOLID OR TRANSPARENT, WHETHER EDGES WERE SHARP OR FUZZY. DESCRIBE THE SHAPE OR INDICATE IF IT APPEARED AS A POINT OF LIGHT. INDICATE COMPARISONS WITH OTHER OBSERVED OBJECTS, LIKE STARS, A LIGHT OR OTHER OBJECT IN YOUR FIELD OF VIEW.

One point on front - Cigar shaped object
Red flames at exhaust - more dimly
visible in forming before moon - dimly
seen Stayed Still

13. DID THE PHENOMENON	YES	NO	UNKNOWN
MOVE IN A STRAIGHT LINE?	✓		
STAND STILL AT ANYTIME?		✓	
SUDDENLY SPEED UP AND RUN AWAY?		✓	
BREAK UP IN PARTS AND EXPLODE?		✓	
CHANGE COLOR?		✓	
GIVE OFF SMOKE?		✓	
CHANGE BRIGHTNESS?		✓	
CHANGE SHAPE?		✓	
FLASH OR FLICKER?		✓	
DISAPPEAR AND REAPPEAR?		✓	
SPIN LIKE A TOP?		✓	
MAKE A NOISE?		✓	
FLUTTER OR WOBBLE?		✓	

14. WHAT DREW YOUR ATTENTION TO THE PHENOMENON?

Looking at them due to reading of books. Ghost flames caught to attention

A. HOW DID IT FINALLY DISAPPEAR?

After passing before moon behind shut off, lost sight of it.

B. DID THE PHENOMENON MOVE BEHIND OR IN FRONT OF SOMETHING, LIKE A CLOUD, TREE, OR BUILDING AT ANY TIME?
☒ YES ☐ NO. IF "YES," DESCRIBE.

moon

15. DRAW A PICTURE THAT WILL SHOW THE SHAPE OF THE PHENOMENON. INCLUDE AND LABEL ANY DETAILS THAT MIGHT HAVE APPEARED AS WINGS OR PROTRUSIONS, AND INDICATE EXHAUST OR VAPOR TRAILS. INDICATE BY AN ARROW THE DIRECTION THE PHENOMENON WAS MOVING.



Round windows

Flames

Left to right

16. WHAT WAS THE ANGULAR SIZE? HOLD A MATCH AT ARM'S LENGTH IN FRONT OF A KNOWN OBJECT, SUCH AS A STREET LAMP OR THE MOON. NOTE HOW MUCH OF THE OBJECT IS COVERED BY THE HEAD OF THE MATCH. NOW IF YOU HAD BEEN ABLE TO PERFORM THIS EXPERIMENT AT THE TIME OF THE SIGHTING, ESTIMATE WHAT FRACTION OF THE PHENOMENON WOULD HAVE BEEN COVERED BY THE MATCH HEAD.

N/A

17. DID YOU OBSERVE THE PHENOMENON THROUGH ANY OF THE FOLLOWING? INCLUDE INFORMATION ON MODEL, TYPE, FILTER, LENS PRESCRIPTION OR OTHER APPLICABLE DATA.

	EYEGLASSES		CAMERA VIEWER
	SUNGLASSES		BINOCULARS
	WINDSHIELD		TELESCOPE
	SIDE WINDOW OF VEHICLE		THEODOLITE
	WINDOWPANE		OTHER

A. DO YOU ORDINARILY WEAR GLASSES? ☐ YES ☒ NO

B. DO YOU USE READING GLASSES? ☐ YES ☒ NO

18. WHAT WAS YOUR IMPRESSION OF THE SPEED OF THE PHENOMENON? GIVE ESTIMATE OF SPEED _____.

19. WHAT WAS YOUR IMPRESSION OF THE DISTANCE OF THE PHENOMENON? GIVE ESTIMATE OF DISTANCE _____.

20. IN ORDER THAT WE MAY OBTAIN AS CLEAR A PICTURE AS POSSIBLE OF WHAT YOU SAW, DESCRIBE IN YOUR OWN WORDS A COMMON OBJECT OR OBJECTS WHICH, WHEN PLACED IN THE SKY, SIMILAR TO WHERE YOU NOTED THE PHENOMENON, WOULD BEAR SOME RESEMBLANCE TO WHAT YOU SAW. DESCRIBE SIMILARITIES AND DIFFERENCES BETWEEN THE COMMON OBJECT AND WHAT YOU SAW.

21. DID YOU NOTICE ANY ODOR, NOISE, OR HEAT EMANATING FROM THE PHENOMENON OR ANY EFFECT ON YOURSELF, ANIMALS OR MACHINERY IN THE VICINITY? ☐ YES ☒ NO. IF "YES," DESCRIBE.

A. DID THE PHENOMENON DISTURB THE GROUND OR LEAVE ANY PHYSICAL EVIDENCE. ☐ YES ☒ NO. IF "YES," DESCRIBE.

No Case
Info Only

January
Seattle, Wash

FTD (TDETR)
Wright-Patterson AFB, Ohio 45433
6 July 1966

[redacted]
Seattle, Washington 98166

Dear [redacted]

Reference your letter of 28 March 1966 regarding a photograph of an unidentified object. Photo analysis has been completed and we are returning your negative and print along with one extra print.

The following conclusions were made by the Photo Analysis Section:

a. The image on the negative is probably not from an object on the water or between the water and the camera. In fact, the image does not appear to be that of any defined object. The image could have been caused by refracted light from a small water droplet on the lens, water condensation on the film, or an internal camera reflection. A water droplet on the lens appears to be the most reasonable explanation of the image.

Sincerely,

HECTOR QUINTANILLA, Jr, Major, USAF
Chief, Project Blue Book

1 Atch
Negative with 2 prints

22. HAVE YOU EVER SEEN THIS OR A SIMILAR PHENOMENON BEFORE? ☐ YES ☒ NO. IF "YES," GIVE DATE AND LOCATION.

23. WAS ANYONE WITH YOU AT THE TIME YOU SAW THE PHENOMENON? ☒ YES ☐ NO. IF "YES," DID THEY SEE IT TOO? ☐ YES ☐ NO. parents also saw it

A. LIST THEIR NAMES AND ADDRESSES

Parents
Same address

24. GIVE THE FOLLOWING INFORMATION ABOUT YOURSELF

LAST NAME, FIRST NAME, MIDDLE NAME [redacted]

ADDRESS (Street, City, State, ZIP Code) [redacted] 45401

TELEPHONE (Area code and number) [redacted]

AGE	☒ MALE	☐ FEMALE
15		

INDICATE ADDITIONAL INFORMATION INCLUDING OCCUPATION AND ANY EXPERIENCE WHICH MAY BE PERTINENT.

25. WHEN AND TO WHOM DID YOU REPORT THAT YOU HAD SIGHTED THIS PHENOMENON?

NAME Lt Scott Fawcett DAY 26 MONTH Jan YEAR 52

26. DATE YOU COMPLETED THIS QUESTIONNAIRE.

DAY 26 MONTH Jan YEAR 52

FEBRUARY 1966 SIGHTINGS

DATE	LOCATION	OBSERVER	EVALUATION
1	Morocco	Civilian	Astro (METEOR)
2	Duluth, Minnesota	[redacted]	Astro (MARS)
2	Salisbury, North Carolina	[redacted]	UNIDENTIFIED
4	Atlanta, Georgia	[redacted]	InsufficientData
4	Houston, Texas	[redacted]	Other (CONFLICTING DA
6	Nederland, Texas	[redacted]	UNIDENTIFIED
7	Tampa, Florida	[redacted]	Astro (STARS/PLANETS)
12	Duson, Louisiana	[redacted]	Aircraft
15-16	Greenville, Ohio	[redacted]	Astro (MOON)
16	Brunswick Naval Air Station, Maine	Civilian, Military	1. Astro (JUPITER) 2. Insufficient Data
17	Centerville, Ohio	[redacted]	Astro (VENUS)
18	19.50N 170.00E (Pacific)	Pan Am Clipper	Astro (METEOR)
20	Fairborn, Ohio	[redacted]	Aircraft
22-23	Sandyhook, Connecticut	[redacted]	Astro (VENUS)
24	Rochester, New York	[redacted] (PHOTO)	1. Vis: Insufficient 2. Photo: Insufficie
26	Bartlett, New Hampshire	[redacted]	Aircraft
26	Farmington, Illinois	[redacted]	Insufficient Data
26	Manchester, New Hampshire	PHOTO	1. Vis: Conflicting 2. Insufficient Data
28	Sells, Arizona	[redacted]	Astro (VENUS)

ADDITIONAL REPORTED SIGHTINGS (NOT CASES)

DATE	LOCATION	SOURCE	EVALUATION
15	Williamsburg, Massachusetts	Ltr ([redacted])	
18	Medford, Massachusetts	NICAP	
24	Victoria, Australia	Ltr ([redacted])	

[redacted]
Seattle, Washington 98106
28 March 1966

Department of the Air Force
The Pentagon
Washington, D. C. 20330

Gentlemen:

I am not a believer in flying saucers, so it is with some hesitancy I send you this photograph of an unidentified flying object.

I'm told its either a flying jelly fish, reflection off the rat catcher on the boat or film defect. Since it is a complete mystery to me, I send it to you to add to your files. If you know what it is or can explain it to me I would like to know. As for me, I like the flying jelly fish explanation.

Although the picture has only recently been developed, it was taken about the first of the year by my four year old boy.

Sincerely yours,

Jerry Ross

Jerry Ross

P. S. Could be bubble gum on camera lens?

JANUARY
1966

FTD (TDEW)
Wright-Patterson AFB, Ohio 45433
29 April 1966

[redacted]
Seattle, Washington 98166

Dear [redacted]

Reference your letter of 28 March 1966 regarding a photograph of an unidentified flying object.

In order to perform an accurate photo analysis it is necessary to have the original negative. Therefore, we would appreciate the original negative being forwarded to our office in the attached envelope.

Upon completion of analysis we will return your negative and photo along with a copy of the photo analysis.

I wish to thank you for reporting this photograph to the Air Force.

Sincerely,

HECTOR QUINTANILLA, Jr, Major, USAF
Chief, Project Blue Book

PHOTO ANALYSIS REPORT NR 66-23

PAGE 1 OF 1 PAGES

DATE OF REPORT 9 June 1966

SUBJECT UNIDENTIFIED FLYING OBJECT

LOCATION SEATTLE, WASHINGTON DATE January 1966

PHOTOGRAPHY

AF IR QUALITY Good

PHNRS 1 print, 1 negative

1. PURPOSE: This report is in response to Work Order Number 66-56 from Major H. Quintanilla, TDEW/UFO, who asked for an analysis of a negative and print depicting an Unidentified Flying Object.

2. ANALYSIS: This analysis was completed jointly by the Photo Analysis and Photo Processing Divisions. The image on the negative is probably not from an object on the water or between the water and the camera. In fact, the image does not appear to be that of any defined object. The image could have been caused by refracted light from a small water droplet on the lens, water condensation on the film, or an internal camera reflection. A water droplet on the lens appears to be the most reasonable explanation of the image.

PHOTO ANALYSIS BY:

Gerald A. Scheiman
GERALD A. SCHEIMAN
Intelligence Research Specialist

APPROVED BY:

Frank E. McPeak
for RICHARD L. CHANCE
Captain, USAF
Chief, Photo Analysis Division

WILBER PRICE, JR.
Director,
Photo Exploitation Directorate

PHOTO ANALYSIS REPORT NR 66-23

PAGE 1 OF 1 PAGES

DATE OF REPORT 9 June 1966

SUBJECT UNIDENTIFIED FLYING OBJECT

LOCATION SEATTLE, WASHINGTON DATE January 1966

PHOTOGRAPHY

AF _____ IR _____ QUALITY Good

P NRS 1 print, 1 negative

1. PURPOSE: This report is in response to Work Order Number 66-56 from Major H. Quintanilla, TDEW/UFO, who asked for an analysis of a negative and print depicting an Unidentified Flying Object.

2. ANALYSIS: This analysis was completed jointly by the Photo Analysis and Photo Processing Divisions. The image on the negative is probably not from an object on the water or between the water and the camera. In fact, the image does not appear to be that of any defined object. The image could have been caused by refracted light from a small water droplet on the lens, water condensation on the film, or an internal camera reflection. A water droplet on the lens appears to be the most reasonable explanation of the image.

PHOTO ANALYSIS BY:

Gerald A. Scheiman
GERALD A. SCHEIMAN
Intelligence Research Specialist

APPROVED BY:

Frank E. McPeak
for RICHARD L. CHANCE
Captain, USAF
Chief, Photo Analysis Division

WILBER PRICE, JR.
Director,
Photo Exploitation Directorate

PHOTO ANALYSIS REPORT NR 66-23

DATE OF REPORT 9 June 1966

SUBJECT UNIDENTIFIED FLYING OBJECT

LOCATION SEATTLE, WASHINGTON DATE January 1966

PHOTOGRAPHY

AF _____ IR _____ QUALITY Good

P NRS 1 print, 1 negative

1. PURPOSE: This report is in response to Work Order Number 66-56 from Major H. Quintanilla, TDEW/UFO, who asked for an analysis of a negative and print depicting an Unidentified Flying Object.

2. ANALYSIS: This analysis was completed jointly by the Photo Analysis and Photo Processing Divisions. The image on the negative is probably not from an object on the water or between the water and the camera. In fact, the image does not appear to be that of any defined object. The image could have been caused by refracted light from a small water droplet on the lens, water condensation on the film, or an internal camera reflection. A water droplet on the lens appears to be the most reasonable explanation of the image.

PHOTO ANALYSIS BY:

Gerald A. Scheiman
GERALD A. SCHEIMAN
Intelligence Research Specialist

APPROVED BY:

Frank E. McPeak
for RICHARD L. CHANCE
Captain, USAF
Chief, Photo Analysis Division

WILBER PRICE, JR.
Director,
Photo Exploitation Directorate